



Portland State UNIVERSITY

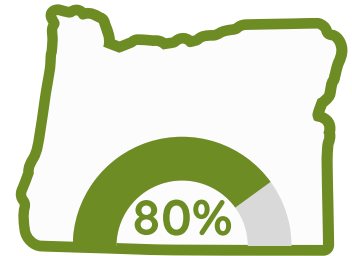
PSU'S MISSION

- We serve and sustain a vibrant urban region through our creativity, collective knowledge and expertise.
- We are dedicated to collaborative learning, innovative research, sustainability and community engagement.
- We educate a diverse community of lifelong learners.
- Our research and teaching have global impact.

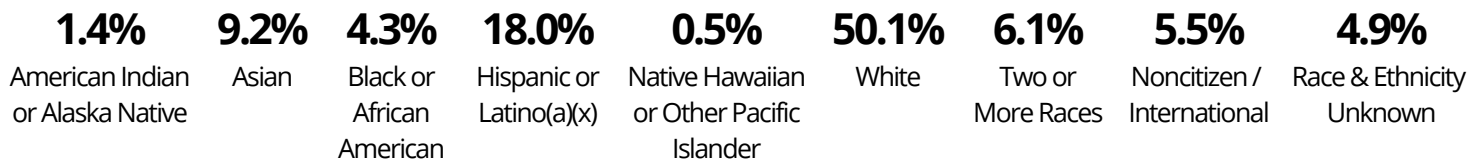


22,104 students enrolled

(based on PSU's 4th Week Enrollment headcount for Fall 2022)



Resident Students



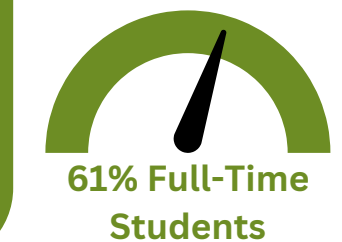

1,692 faculty members in Fall 2022



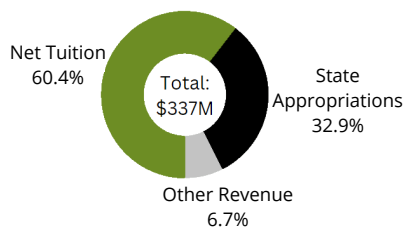
1,476 staff members in Fall 2022*



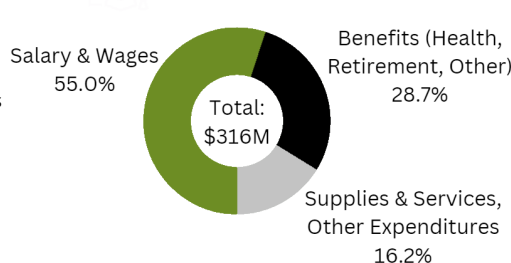
**Excludes graduate assistants, temporary staff, and student employees*



Revenue (Fiscal Year 2021)



Expenses (Fiscal Year 2021)



2022-23 Tuition & Fees

	Undergraduate	Graduate
Resident	\$10,806	\$18,222
Nonresident	\$29,706	\$26,394

Financial data includes Education & General funds from the Higher Education Coordinating Commission's 2022 Financial Condition Analysis of Oregon Public Universities report.